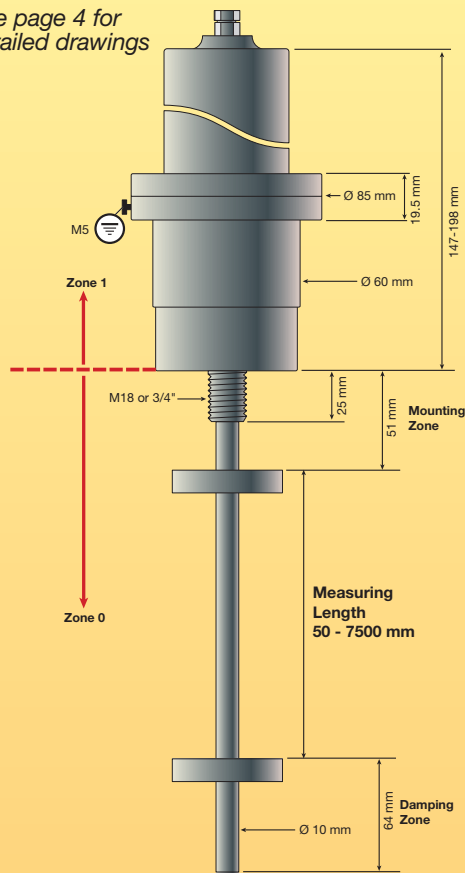


High Pressure Housing

For Tempsonics position sensors



See page 4 for
detailed drawings



Precision Position Measurement High Pressure Housing

This High Pressure Housing is **ATEX-IECEx** approved or **UL** and **cUL** approved for use in **hazardous locations** with Temposonics position sensors.

The ATEX, UL and cUL approvals cover flammable gases, vapors and liquids. The ATEX-IECEx also covers dust.

This housing is made to fit Temposonics G-series and L-series analog + start/stop sensors, R-series sensors with analog and digital outputs as well as the S-series ServoSensor™. Both integral cable and connector versions can be used. When using a standard sensor in this housing you get a cost efficient solution for use in hazardous locations which also allows easy sensor replacement.

Several design combinations are available to fit your application:

M18 or 3/4"UNF Mounting flange thread - M20 or 1/2"NPT
Cable gland thread - long or short top - top-mounted, side-mounted, or dual side-mounted cable glands. See Combination Chart

All parts are made of 316L Stainless steel.

Technical Data:

Protection type:
ATEX:
IECEx



0044 TÜV 13 ATEX 121172 X



IECEx TUN 13 0011 X
II 1/2 G Ex d IIC T5* Gb T_{amb} -40° to +70°C
II 1/2 D Ex tb IIIC T100C Db

IEC 60079-0:2011, IEC 60079-1:2007, IEC 60079-26:2006, IEC 60079-31,
EN 60079-0:2009, EN 60079-1:2007, EN 60079-26:2007, EN 60079-31:2009

Only with ATEX or UL approved cable glands



Class 1, Division 1, Groups A, B, C, and D hazardous locations, temperature code T5
As to fire, electrical shock and explosion hazards only
UL certificate no. 2PD0
In accordance with UL 1203 standard

Material: Stainless Steel AISI 316L (1.4404)

Cable Gland Threads: M20 x 1,5

Ingress protection code: IP68 (only with IP68 approved cable gland)

Approved sensors: G-series analog + start/stop sensors
R-series analog
R-series Profibus
R-series CANBUS
R-series SSI
R-series DeviceNet

Mounting Flange: M18 x 1,5 or 3/4"-16UNF-3A

Pressure rating: 350 Bar continuous

Peak Pressure: 530 Bar

Magnet type: GF plastic with permanent magnet

Level Measurement: Float on request

* Optional temperature class T3

Ordering information:

Type number code:

HPH-XXXX-XXXX-X

Choose a design combination from the chart below.

Measuring length (see drawing on opposite side)

Approved or **Non**-approved version:

Example: Approved short housing with M18 mounting threads and one side mounted cable gland with M20 threads and a measuring length of 650 mm:

HPH-0900-0650-A

Accessories

Item No.

M20 x 1.5 Cable gland, ATEX

4-8.5 mm cable diameter, stainless steel

CG-816679

M20 x 1.5 Cable gland, ATEX

8.5-16 mm cable diameter, stainless steel

CG-816609

316 L Steel nut for flange

Spanner tool

6 PIN DIN connector, Straight

M18 x 1.5

HPHX-Series 100

HPH 6 DIN



6 PIN DIN connector, Straight w. 10 m cable

HPH6DIN/10MKFPUR25

Combination chart:

| Bottom Top |  M18 |  3/4" UNF |  M20 |  1/2" NPT |  M20 |  1/2" NPT |
|---|---|--|---|--|---|--|
| Approval | ATEX | | ATEX | UL/cUL or ATEX | ATEX | UL and cUL |
|  M20 | 0100 | 0600 | | | | |
|  | | | 0900 | 1000 | 1300 | 1400 |
|  M20 | 0300 | 0800 | | | | |
|  | | | | | 2100 | 2200 |

ATEX approved models are manufactured in Denmark
UL and cUL approved models are assembled in USA

 Standard
 Special order in quantities



Summit USA, LLC
512A Ford Street
Lake Charles, Louisiana 70601
USA


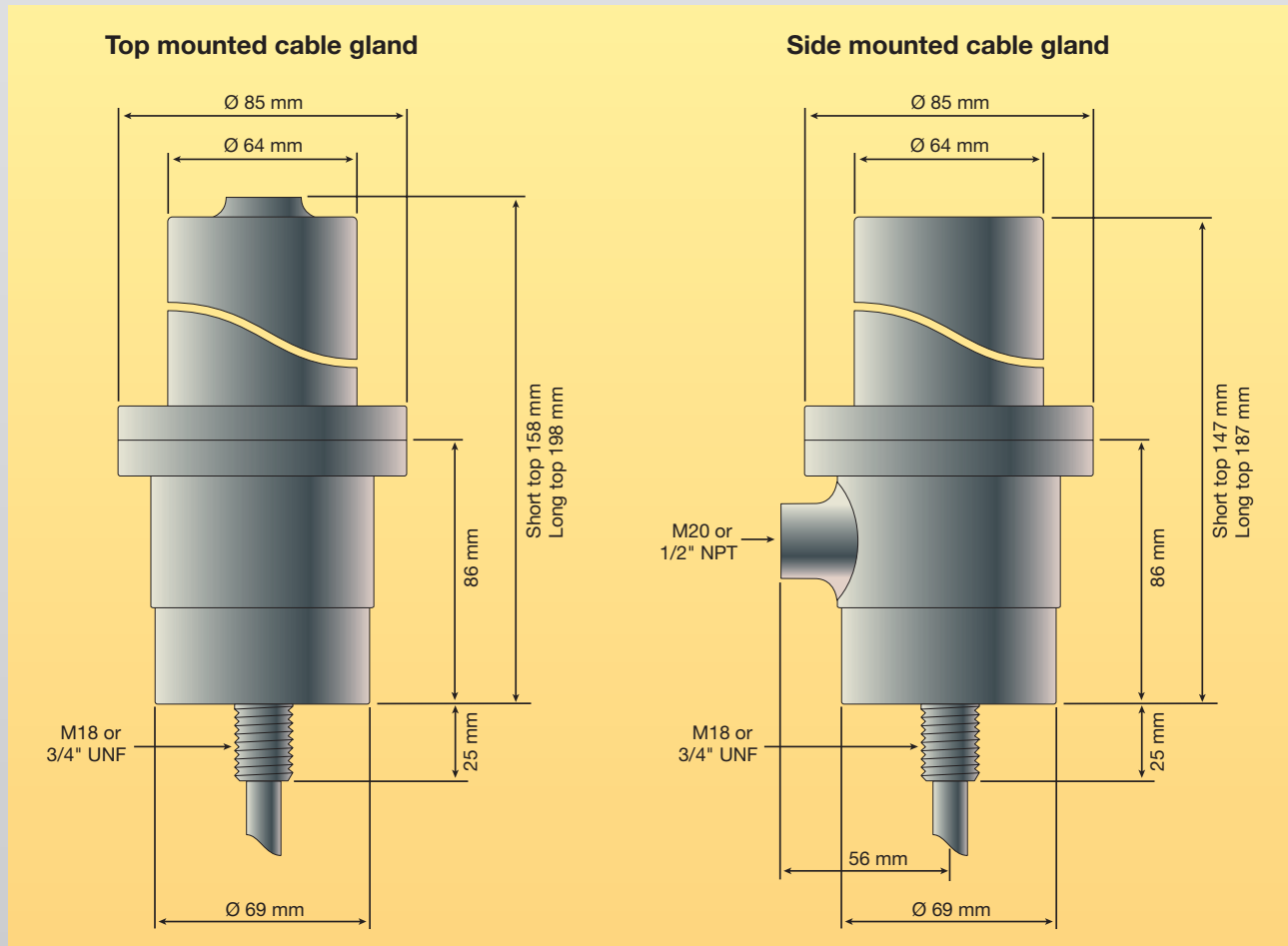
Phone: 337-436-8481
Fax: 337-436-3125
E-mail: pbl@summit-usa.net
Website: www.summitusa-llc.com

SUMMIT
ELECTRONICS



Summit Electronics ApS
Stamholmen 147
DK-2650 Hvidovre
Denmark

Phone: +45 48 47 59 19
Fax: +45 48 48 48 81
E-mail: summit@summit.dk
Website: www.summit.dk



HPH Rotation Adaptor

This adaptor allows you to adjust the position of the side opening when the HPH Housing is mounted in a cylinder.

RTA-3/4"UNF-2 is for use with the 3/4"UNF housing thread and has a 1 1/16" - #12 SAE Boss O-Ring mounting thread.

Your local representative